

### Background

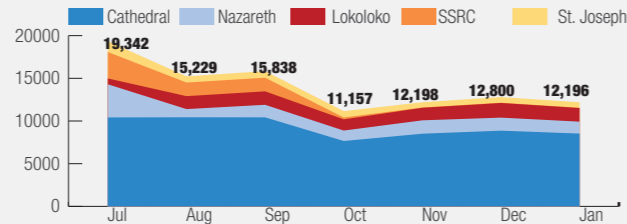
The Wau collective sites were established in June 2016, following violent clashes in and around Wau town. Currently there are four Collective Centers, Cathedral, Nazareth, Lokoloko and St. Joseph. Since then the protection centres have been protecting thousands of people.

### Sector overview

Sector	Indicator	Target	CATHEDRAL		NAZARETH		LOKOLOKO		ST. JOSEPH	
			Achieved	Agencies	Achieved	Agencies	Achieved	Agencies	Achieved	Agencies
CCCM	Land area per person	30m <sup>2</sup>	6.47m <sup>2</sup>	ACTED	4.3m <sup>2</sup>	ACTED	-	ACTED	38.67m <sup>2</sup>	ACTED
Shelter/NFI	% of IDPs covered with non-food items	100%	100%	IOM	-	IOM	100%	IOM	100%	IOM
WASH	Water availability (liters per person per day)	>15	22	OXFAM	6.6	Malteser/IOM	13	Malteser	17	OXFAM
	Number of people per water tap	<250	203	OXFAM	1,172*	IOM	797	OXFAM	324*	UNICEF
	Number of people per latrine	<50	65	OXFAM	-	IOM	133	OXFAM	33	OXFAM
	Number of people per shower	<100	175	OXFAM	-	IOM	133	OXFAM	65	OXFAM
Education	Students to teacher ratio	<50:1	-	UNICEF	50:1	War Child	-	UNICEF	-	UNICEF
	% of enrollment in primary school	100%	-	UNICEF	100%	Canada	-	UNICEF	-	UNICEF
Food/Livelihood	% of household receiving food ration	100%	0%	UCDC	0%	UCDC	11%	CSoSJ	0%	UCDC
Health	Mortality below 5 years of age	<2	1%	WHO	-	WHO	-	WHO	-	WHO
	Mortality above 5 years of age	<2	-	WHO	-	WHO	-	WHO	-	WHO
Nutrition	% of GAM prevalence below 5 years of age (by MUAC)	<10%	44.5%	Johanniter,	23%	JUH,	-	JUH,	31%	JUH
	% of SAM prevalence below 5 years of age (by MUAC)	<2%	-	UNICEF	5.1%	AFOD	2.1%	AFOD	-	UNICEF
Protection	# of general protection cases identified	-	-	Hold the	-	Hold the	-	Hold the	-	Hold the
	# of general protection cases referred	-	-	Child, IMC,	-	Child, IMC,	-	Child, IMC,	-	Child, IMC,
	# of under 5 provided with birth registration notification	-	1	UNHCR	-	UNHCR	-	UNHCR	-	UNHCR
GBV	Number of GBV cases reported	-	39	IOM	9	IOM	8	IOM	-	IOM

● Target reached ● Target more than 50% reached ● Target less than 50% reached

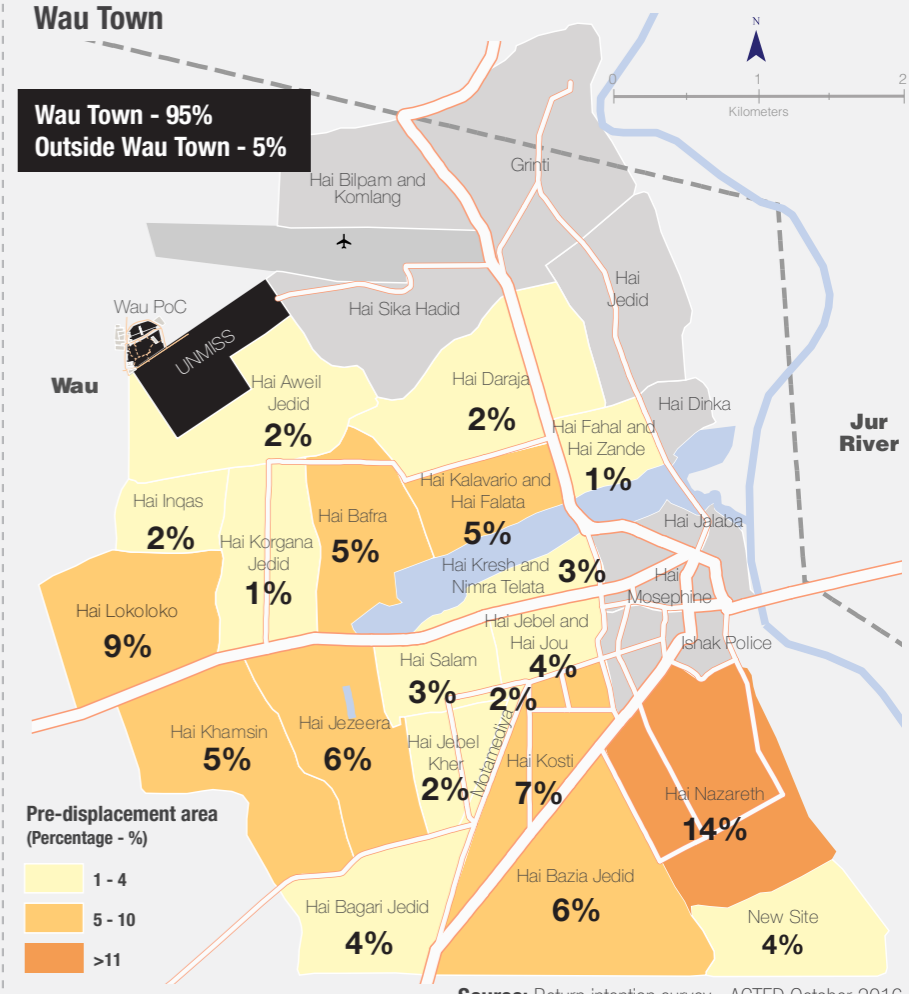
### IDPs over time



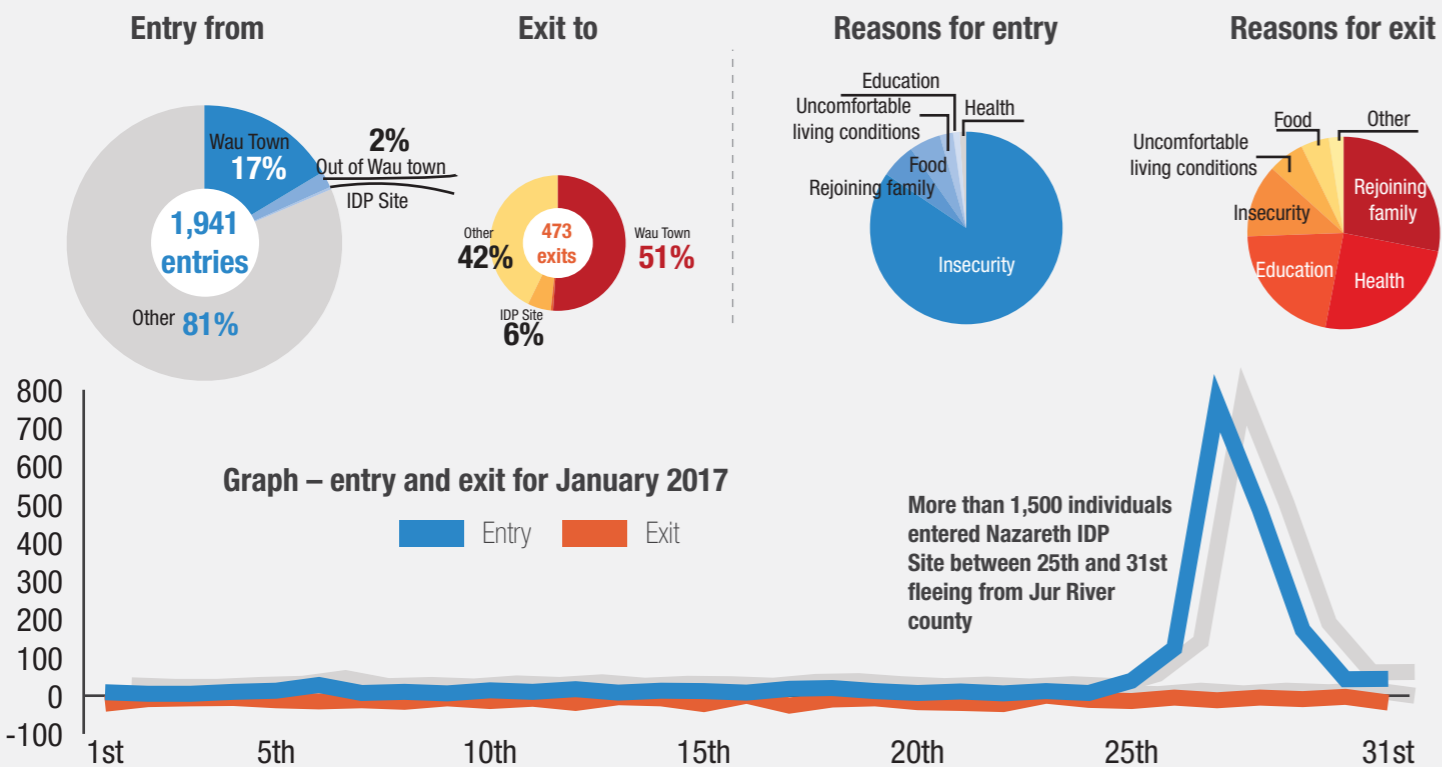
### Current priority needs

- 1 Re-registration of IDPs in all sites
- 2 More intervention in WASH and health issues
- 3 Protection

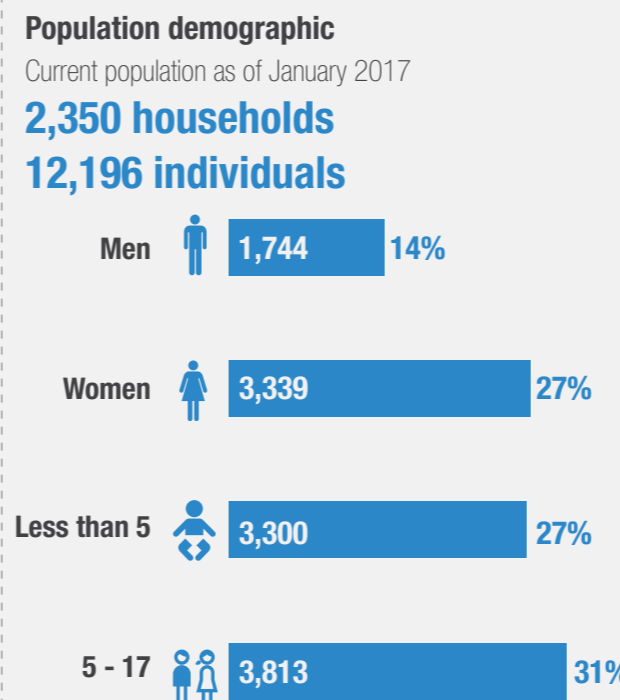
### Pre-displacement area of residence



### Movement Trend Tracking (MTT) for the period



### Site population



### Population distribution

