

Background

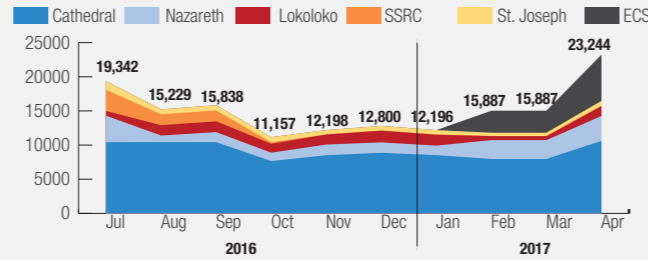
The Wau collective sites were established in June 2016, following violent clashes in and around Wau town. Currently there are four Collective Centers, Cathedral, Nazareth, Lokoloko and St. Joseph. Since then the protection centres have been protecting thousands of people. A fifth collective site, ECS was established in February 2017 hosting IDPs mainly from Jur River following clashes in the area. In April 2017, all IDPs were evicted from ECS and the site closed, with some IDPs being moved to Masna, 7km south of Wau town.

Sector overview

Sector	Indicator	Target	CATHEDRAL		NAZARETH		LOKOLOKO		ST. JOSEPH		ECS	
			Achieved	Agencies	Achieved	Agencies	Achieved	Agencies	Achieved	Agencies	Achieved	Agencies
CCCM	Land area per person	30m ²	3.84m ²	ACTED	1.09m ²	ACTED	4.09m ²	ACTED	36.13m ²	ACTED	1.61m ²	ACTED
Shelter/NFI	% of IDPs covered with non-food items	100%	-	IOM	-	IOM	100%	IOM	100%	IOM	-	IOM
WASH	Water availability (liters per person per day)	>15	12	OXFAM, IOM	17.3	IOM	13.9	OXFAM, UNICEF	18.5	OXFAM	-	OXFAM, IOM
	Number of people per water tap (*Per Borehole)	<250	353	OXFAM	1090	IOM	834	UNICEF	378	OXFAM	233	OXFAM, IOM
	Number of people per latrine	<50	144	OXFAM	87	OXFAM	139	OXFAM	38	OXFAM	58	OXFAM
	Number of people per shower	<100	295	OXFAM	272	OXFAM	119	OXFAM	75	OXFAM	298	OXFAM
Education	Students to teacher ratio	<50:1	16:1	NRC	-	War Child	23:1	NRC	17.1	NRC	-	UNICEF
	% of enrollment in primary school	100%	-	NRC	-	Canada	-		-	NRC	-	
	% of household receiving food ration	100%	100%	UCDC	100%	UCDC	100%	UCDC	100%	UCDC	100%	UCDC
Food/Livelihood	Crude mortality rate	<2	0.11	WHO, IOM	0.11	WHO, IOM	0.11	WHO	0.11	WHO/IOM	0.11	WHO, IMC
	Mortality below 5 years of age	<2	0.24	WHO, IOM	0.24		0.24		0.24		0.24	
Nutrition	% of GAM prevalence below 5 years of age (by MUAC)	<10%	14.8%	JIA	11.2%	JIA	12.1%	JIA	10.3%	JIA	26.43%	JIA
	% of SAM prevalence below 5 years of age (by MUAC)	<2%	4.3%	AFOD	3.2%	AFOD	4.1%	AFOD	4.8%	AFOD	-	AFOD
Protection	# of general protection cases identified	-	18	UNHCR/IOM	-	UNHCR/IOM	-	UNHCR/IOM	-	UNHCR/IOM	-	UNHCR/IOM
	# of people with special needs assisted	-	20	Hold the	-	Hold the	-	Hold the	0	Hold the	-	Hold the
	# of newly identified Unaccompanied or Separated children	-	1	Child	0	Child	0	Child	1	Child	-	Child
GBV	Number of GBV cases reported	-	1	IOM, IMC	-	IOM, IMC	-	IOM, IMC	-	IOM, IMC	-	IOM, IMC

● Target reached ● Target more than 50% reached ● Target less than 50% reached

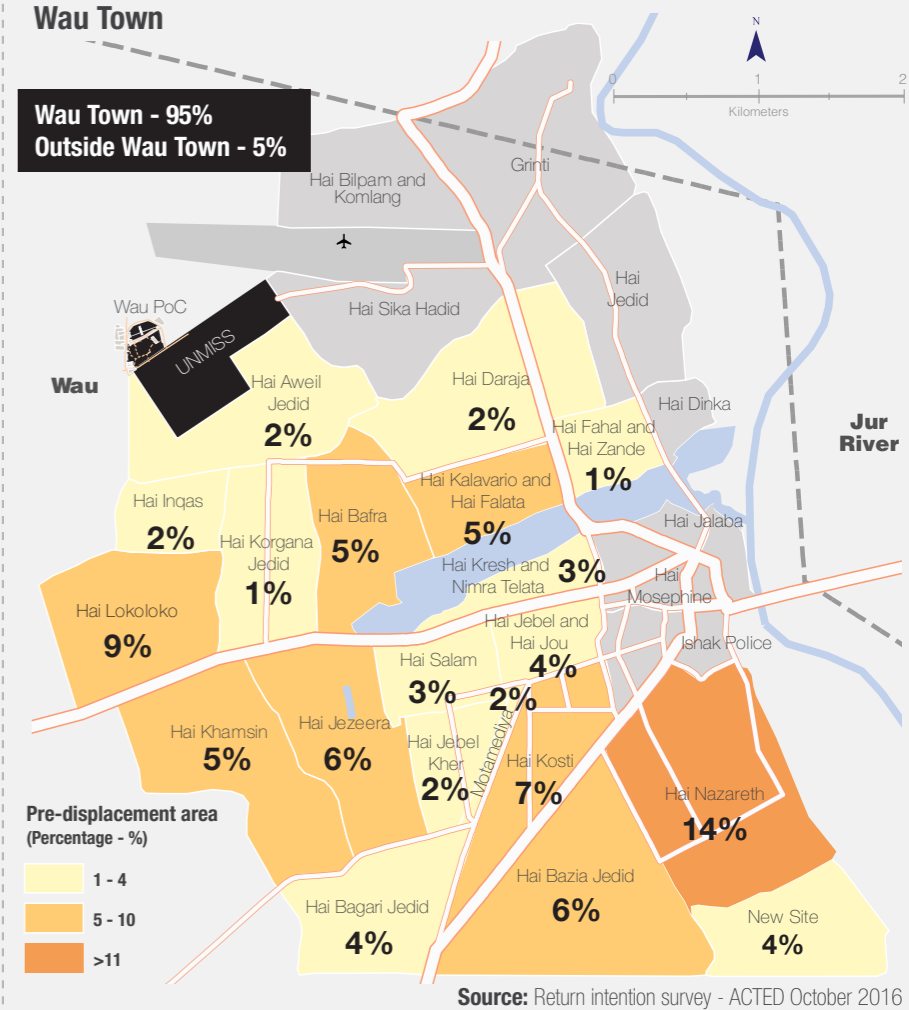
IDPs over time



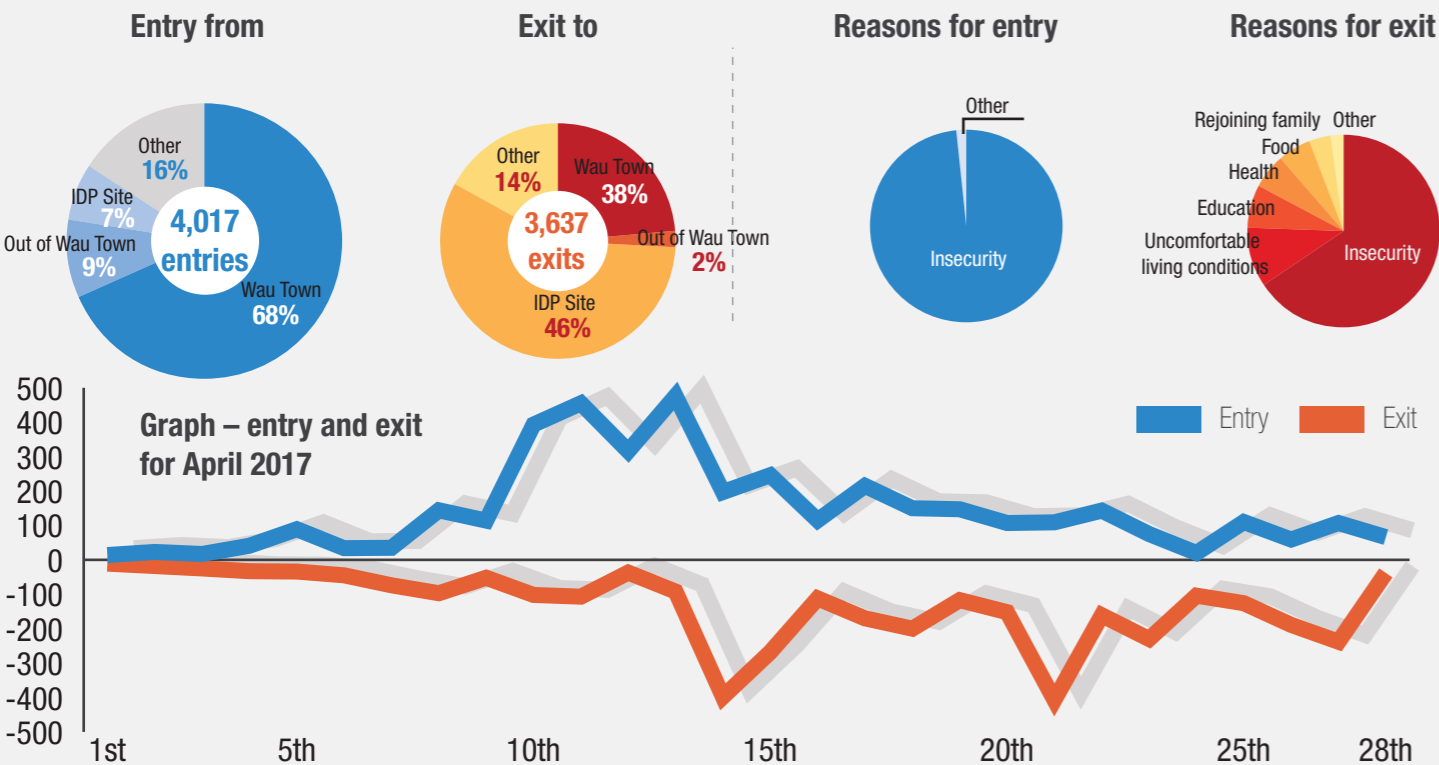
Current priority needs

- 1 Shelter
- 2 Protection
- 3 WASH

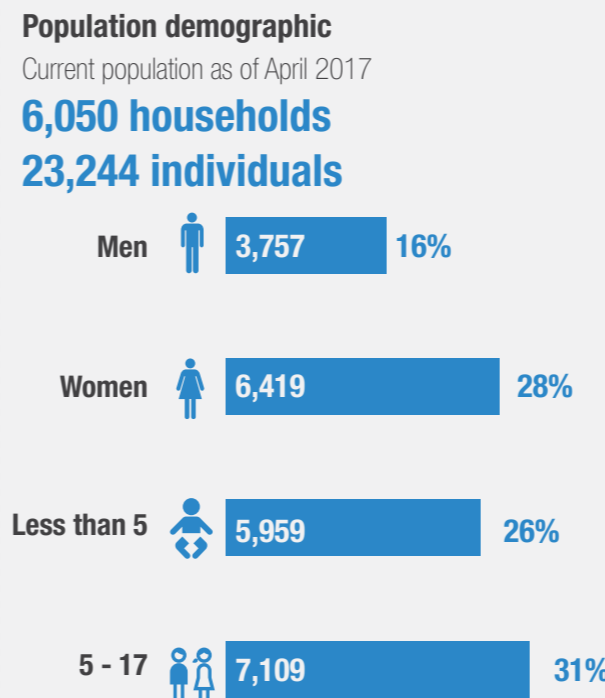
Pre-displacement area of residence



Movement Trend Tracking (MTT) for the period



Site population



Population distribution

