

Context

Wau POC area adjacent to UNMISS was established in June 2016, following violence in and around Wau town, making it the most recently established POC in South Sudan. It is also the most congested POC in the country, with registered population of 39,165 IDPs sheltering on just 200,000 m² of land.

Sector overview

Sector	Indicator	Target	Achieved	Implementing Agencies
CCCM	Land area per person	30m ²	5.08m ²	IOM
	Shelter/NFI	% of IDPs covered with non-food items	100%	100%
WASH	Average floor area/person	>3.5m ²	-	
	Water availability (liters per person per day)	>15	8.3	IOM
	# people per water tap	<250	199	IOM
	# people per latrine	<50	43	Oxfam, UNICEF
Education	# people per shower	<100	139	Oxfam, UNICEF
	Students to teacher ratio	<60:1	90:1	UNICEF, War Child Canada,
	% of enrollment in primary school	100%	30%	Peace Corps
Food/Livelihood	% of household receiving food ration	100%	100%	ACTED, WFP
Health	Mortality below 5 years of age	<2	-	IOM, UNICEF, WHO
	Mortality above 5 years of age	<2	-	
Nutrition	% of SAM prevalence below 5 years of age (by MUAC)	<2%	3.9%	Johanniter
	% of GAM prevalence below 5 years of age (by MUAC)	<10%	9.5%	
Protection	% of general protection cases identified and referred	100%	-	UNHCR, WDG, IOM, IMC
	# people with specific needs identified and assisted	-	-	UNHCR, WDG, IOM, IMC
GBV	People reached with GBV prevention/response messages	-	-	UNFPA, IMC
Child Protection	Missing and unaccompanied children identified/assisted	-	-	UNICEF, Hold the Child

● Target reached ● Target more than 50% reached ● Target less than 50% reached

Current priority needs

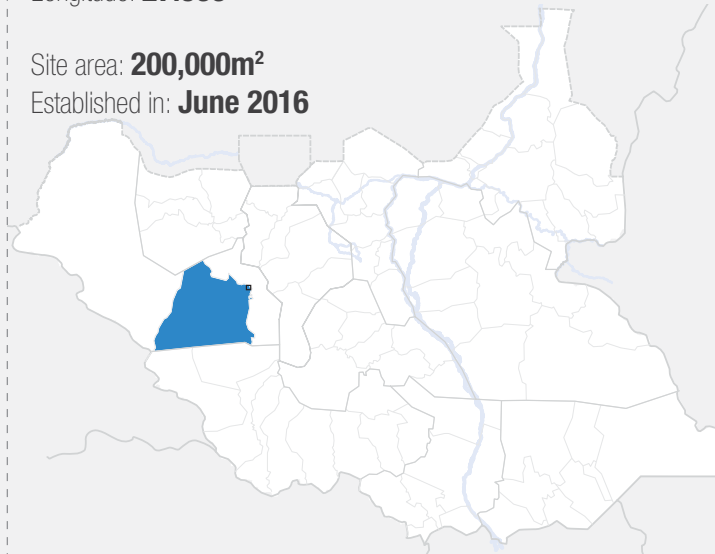
- 1 Relocation of IDPs into new extension site
- 2 Registration of new arrivals
- 3 Installation of perimeter lights

Site overview

Site location

Latitude: 7.717°
Longitude: 27.966°

Site area: 200,000m²
Established in: June 2016



Pre-displacement area of residence

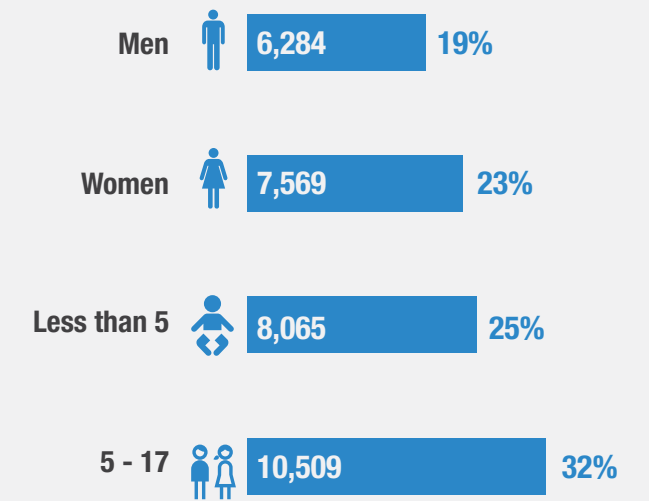
Wau - 94%
Raja - 2%
Other areas - 4%

Site population

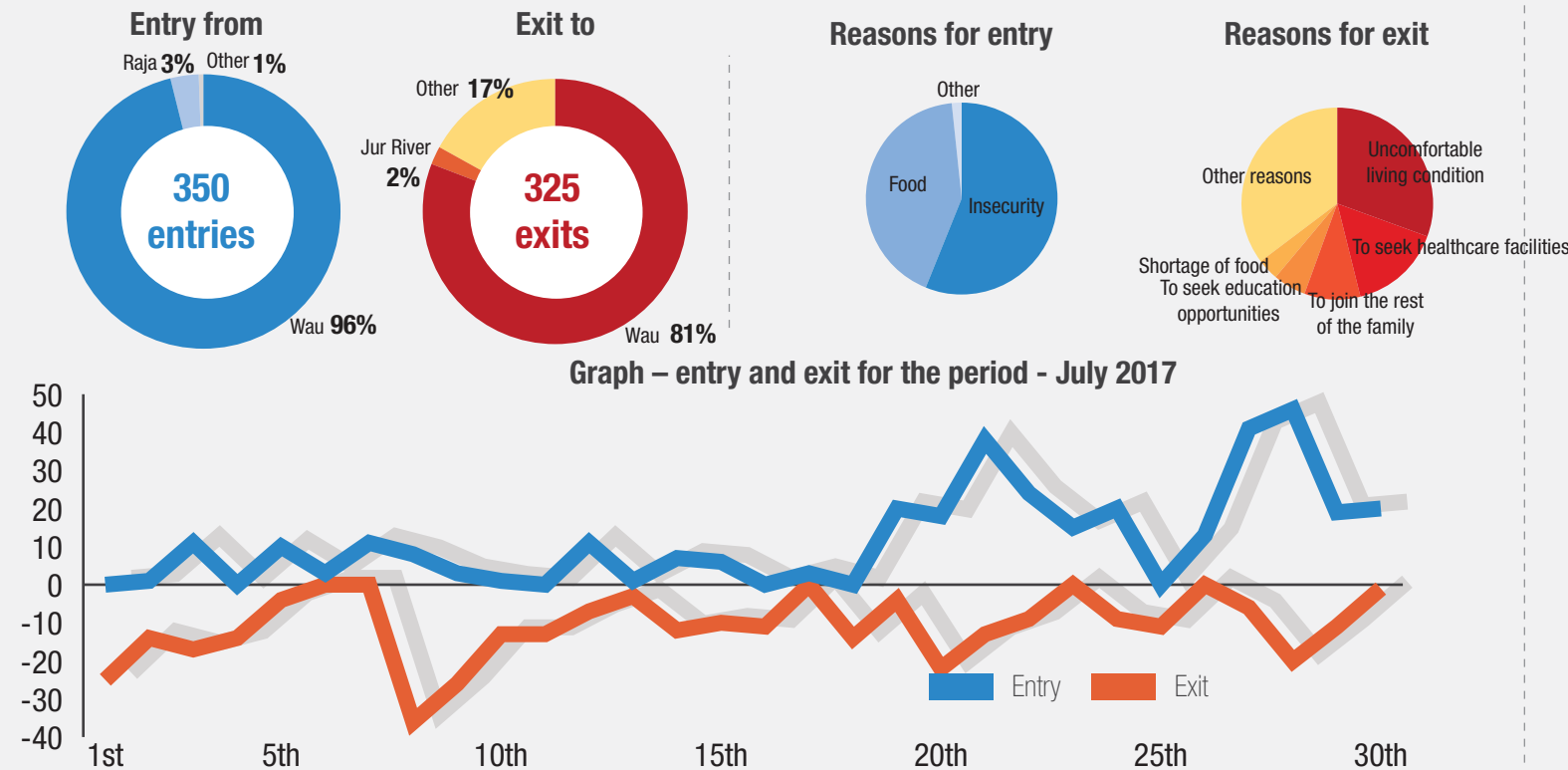
Population demographic

Current population as of July 2017

6,767 households
32,427 individuals



Flow monitoring for the period - July 2017



PoC Site Map

Population distribution

Population distribution per block based on July 2017 population count

