



Kajo Keji, Central Equatoria

Paper Registration | Rapid Intentions & Multi-Sectorial Needs Survey | 29 June–12 July 2017



17,367 IDPs registered in Ajo, Kerwa and Logo sites

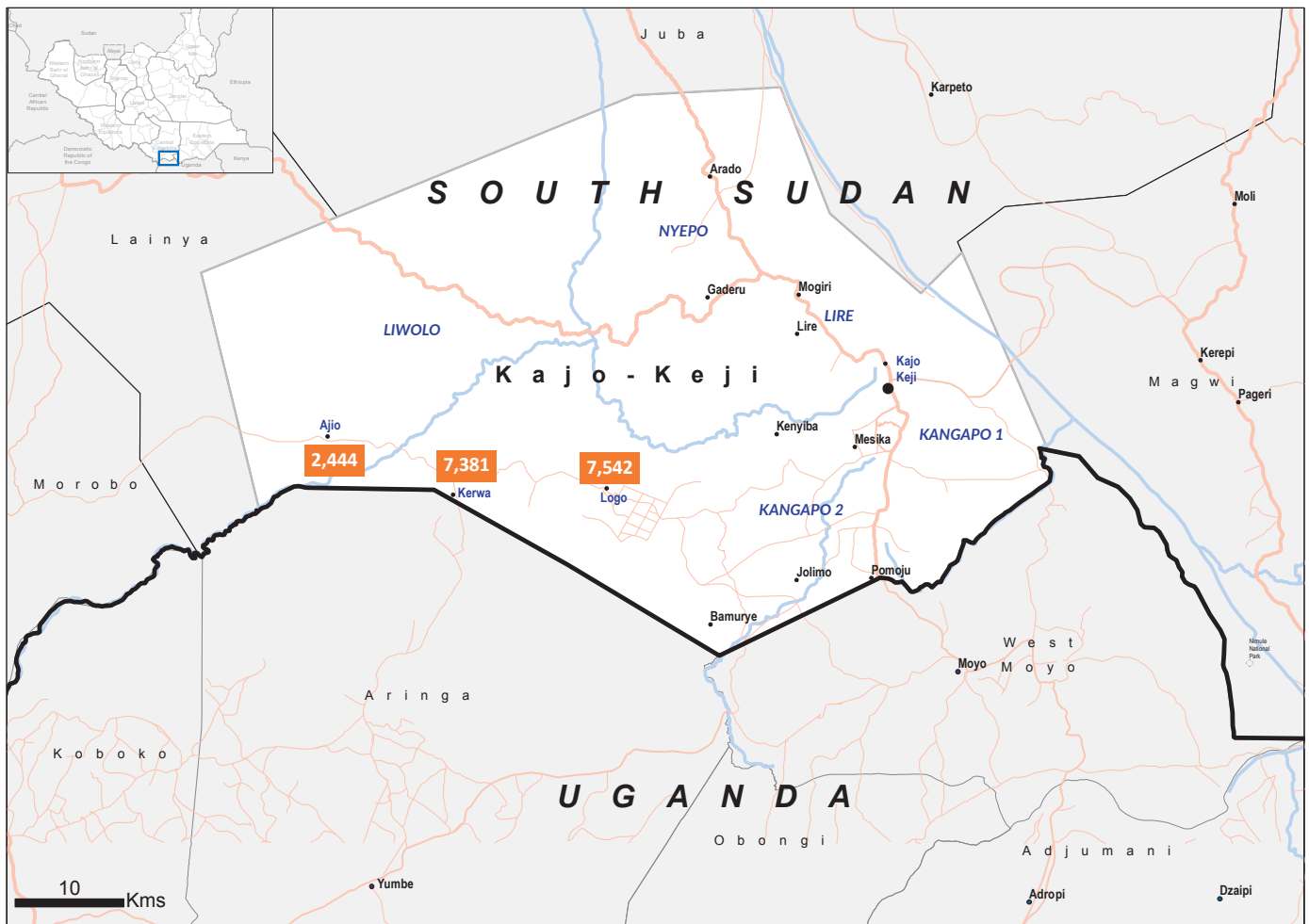
79% of IDPs intend to stay in their current place of displacement

21% of IDPs intend to return to their place of origin

BACKGROUND

Since the July 2016 crisis, there has been increasing instability and conflict throughout parts of Central Equatoria, spreading southwards towards Lainya, Yei, Morobo and Kajo Keji counties. Instability led to the displacement of thousands of civilians at the end of 2016 and into early 2017. According to the UN High Commissioner for Refugees (UNHCR), more than 955,200 individuals¹ have fled to the refugee camps in Uganda since the crisis began in December 2013, while others have settled in spontaneous settlements in South Sudan near the border areas.

The International Organization for Migration (IOM) deployed the Displacement Tracking Matrix (DTM) team to collect updated information on the number of persons displaced internally within South Sudan in the border areas of Kajo Keji, as well as additional information to understand the intentions of the internally displaced persons (IDPs) to stay or return home. The survey also identifies the urgent gaps in service provision in order to inform humanitarian stakeholders for planning and response activities.



¹UNHCR, 30 June 2017

METHODOLOGY

The IOM DTM team conducted paper registration and rapid intentions and multi-sectorial needs survey in the three IDP sites (Ajo, Kerwa and Logo) within Kajo Keji from 29 June – 12 July 2017 to provide an understanding on the number of persons displaced, their intentions and urgent humanitarian gaps to inform planning and service delivery.

IOM DTM conducted a paper registration exercise in Logo, Kerwa and Ajo IDP settlements in close coordination with Health Link, ACTED and the local IDP Camp Commander. Registration was conducted in Logo IDP settlement from 1–4 July, Kerwa from 6–8 July and Ajo on 11 July. All individuals within a household were required to be present at the registration site in order to be registered. In addition to demographic information, household-level information was collected on place of origin, vulnerabilities, intention to stay or leave, reasons for leaving and intended destinations.

IOM DTM trained enumerators to conduct an integrated rapid intentions and multi-sectorial needs survey in each IDP site to provide information to humanitarian stakeholders on IDP intentions and urgent multi-sectorial gaps. The survey was conducted at the household level in order to measure and understand IDP intentions to return, stay or go elsewhere, as well as their perceptions of their perceived humanitarian needs and gaps in service delivery. The survey was conducted through random sampling and interviews with the heads of households.

OVERALL FINDINGS

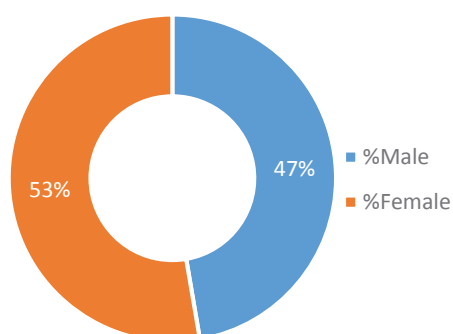
IDP Population Figures

Increasing instability and conflict throughout parts of Central Equatoria, particularly around Kajo Keji, Lainya and Yei, led to the displacement of thousands of civilians around the end of 2016 and into early 2017 towards areas by the South Sudanese and Uganda border. The majority of civilians fled their home areas around the end of 2016 and early 2017 into northern Uganda while others settled across three main areas forming spontaneous IDP sites: Ajo, Kerwa and Logo. All three sites are in Liwolo payam of Kajo Keji county and the IDPs are staying in an area separate from the local host community. Based on IOM registration figures, a total of 17,356 individuals, or 9,151 households, are displaced across the three IDP settlements. Overall, males represent 47% of the population and females represent 53% of the population.

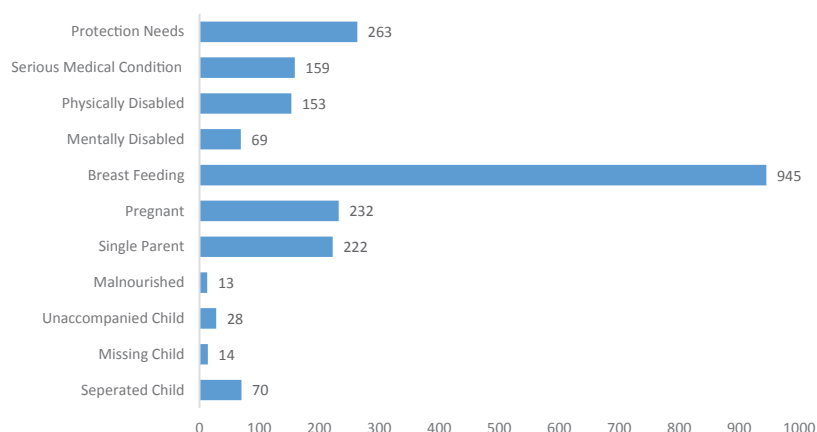
IDP Site	Total				0-4 years		5-11 years		12-17 years		18-59 years		60+ years	
	HHs	Ind.	F	M	F	M	F	M	F	M	F	M	F	M
Ajo	940	2,444	1,283 (52%)	1,161 (48%)	333	304	256	300	110	96	555	423	29	38
Kerwa	2,115	7,381	3,994 (54%)	3,387 (36%)	952	899	890	945	517	586	1541	863	94	94
Logo	2,525	7,542	3,874 (51%)	3,668 (49%)	825	738	812	875	584	606	1545	1328	108	121
TOTAL	5,580	17,367	9,151	8,216	2,110	1,941	1,958	2,120	1,211	1,288	3,641	2,614	231	253

Table 1: Paper registration figures by IDP settlement, IOM, July 2017

% IDPs by Gender for All Sites



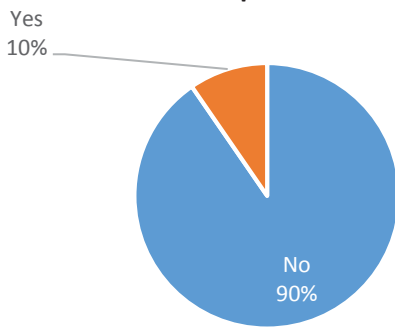
Vulnerabilities



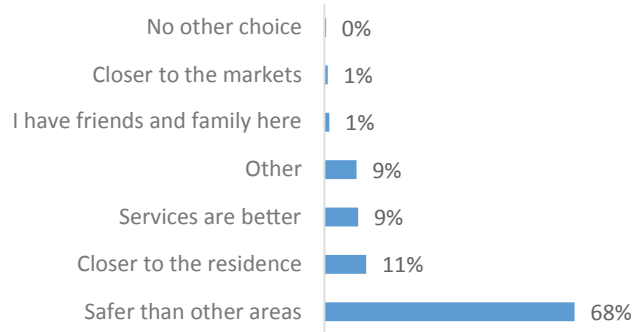
The vast majority of IDPs (90%) have not been displaced previously and decided to come to the IDP settlements as it is perceived to be safer than their area of pre-displacement (68%).

OVERALL FINDINGS

Before arriving, here have you been displaced before?



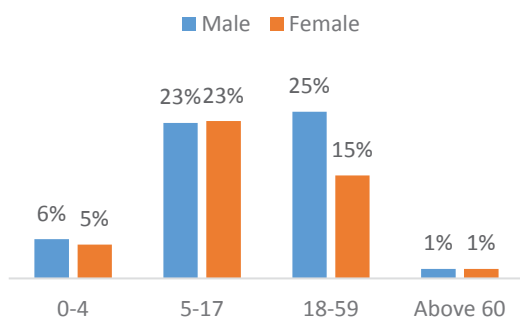
Why did you decide to come here?



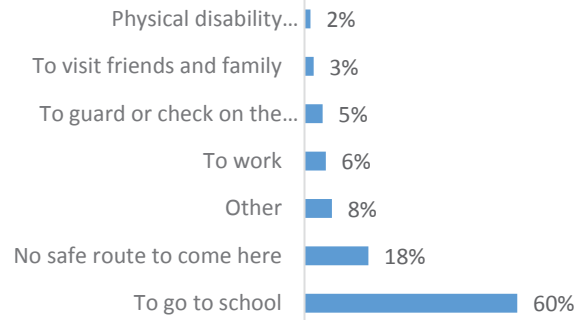
Household Composition

Approximately 51% of the households interviewed have family members currently living outside the IDP settlement while 49% are with their whole families. Of those with family members outside the IDP settlement, the majority are within the age group of 5–17 years and are attending school. The majority (91%) indicate that their other family members plan to join them in the IDP settlement.

Describe the family members currently outside the IDP settlement



Why are they outside the camp?

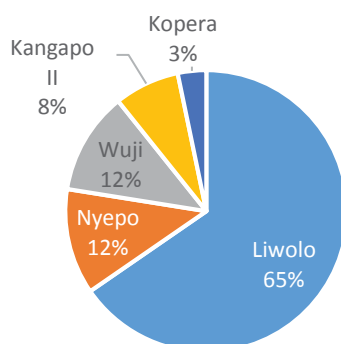


Place of Origin

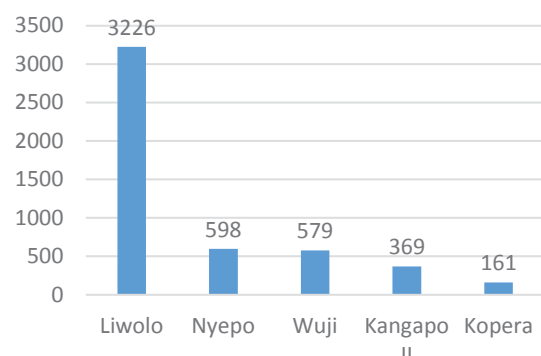
The majority of IDPs (80%) are from Kajo Keji County, mainly Liwolo and Nyepo payams, and 15% Lainya County, particularly Wuji payam. A small number of IDPs are from Yei and Morobo counties.

- In Logo IDP site, the majority are from Kajo Keji County, particularly Liwolo payam (1730 HHs) followed by Kangapo II payam (325 HHs) and Nyepo payam (259 HHs).
- In Kerwa IDP site, the majority are from Kajo Keji County, particularly Liwolo payam (1417 HHs) followed by Nyepo payam (331 HHs) and Wuji payam of Lainya County (98 HHs).
- In Ajo IDP site, the majority are from Lainya County particularly from Wuji payam (477 HHs) in followed by Koperam payam (145 HHs) and Kenyi payam (79 HHs). A small number are also from Yei and Morobo counties.

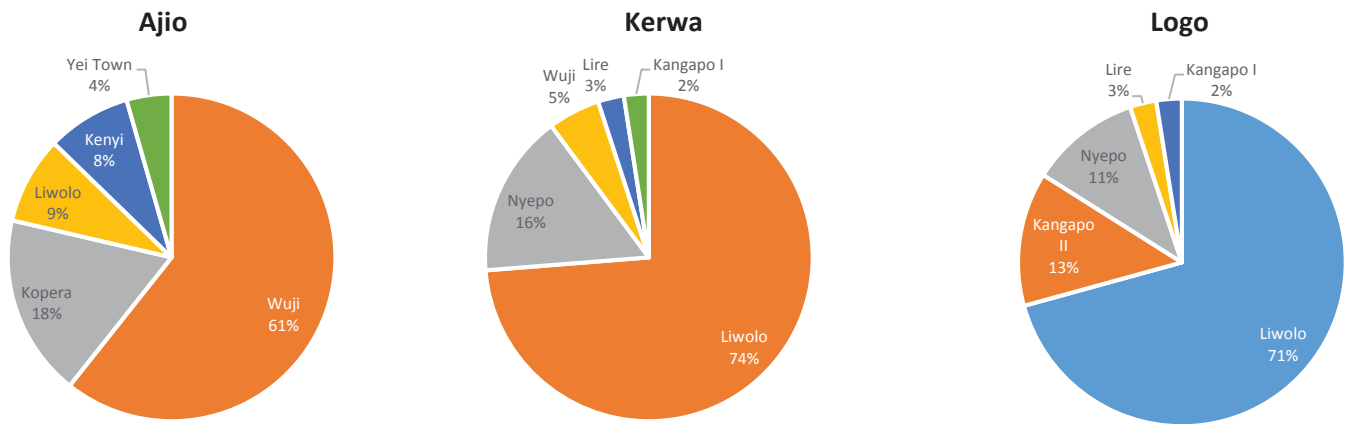
Overall Top 5 Payams of Origin



Overall Top 5 Payams of Origin



Top 5 payams of origin per site

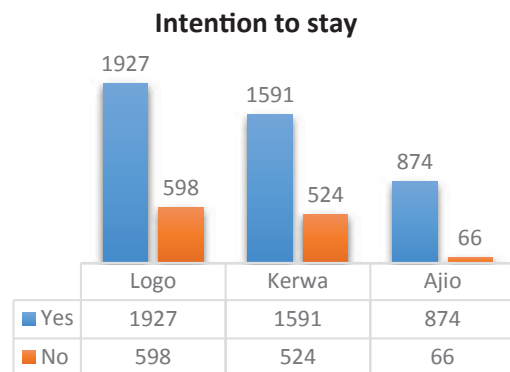


Intentions

The majority (79%) of IDPs across the three sites intend to stay in their current IDP settlement while 21% intend to leave.

Intention to stay				
Registration Place	Yes	No	%Yes	%No
Logo	1927	598	76%	24%
Kerwa	1591	524	75%	25%
Ajo	874	66	93%	7%
Total	4392	1188	79%	21%

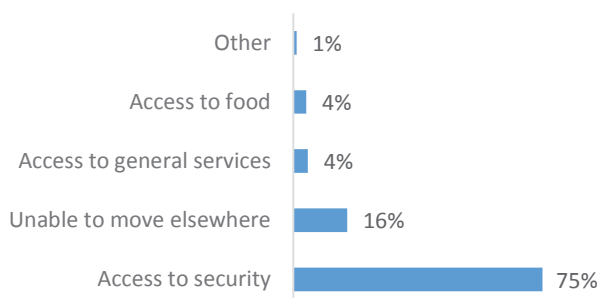
Table 2: Intentions to stay by IDP settlement, IOM, July 2017



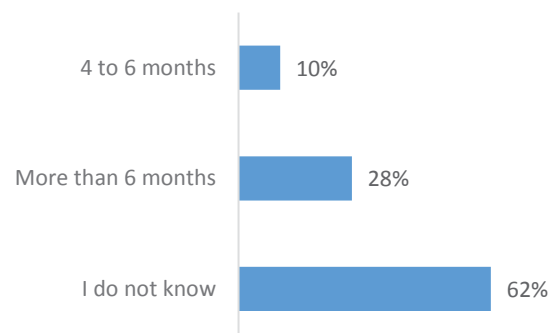
a. Intention to Stay

The majority of IDPs intend to stay in their current location, mainly for security-related reasons (75%). The majority (62%) do not know how long they intend to stay.

What is your main reason for choosing to stay here?



How long do you plan to stay here?



b. Intention to Leave

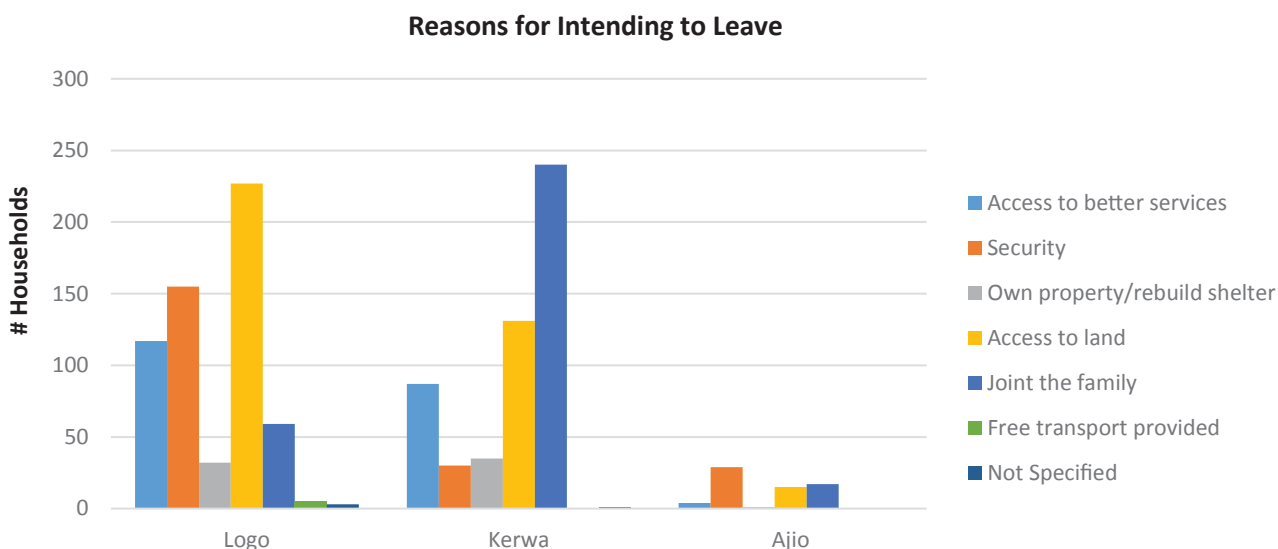
Overall across the three IDP sites, 21% of IDPs intend to leave their current place of displacement, with a smaller percentage of IDPs, only 7%, in Ajio IDP settlement indicating their intention to leave. The intention to leave by each site is as follows:

- Logo: 24% intend to leave
- Kerwa: 25% intend to leave
- Ajio: 7% intend to leave

c. Push factor for leaving

The majority of IDPs cite access to land and family reunification as the main push factors for wanting to leave the current IDP settlement. Other reasons include security, access to better services and rebuilding their shelter in their place of pre-displacement. The main reasons to leave disaggregated by IDP settlement are shown below:

- Logo: Access to land, security
- Kerwa: Family reunification, access to land
- Ajio: Security, family reunification

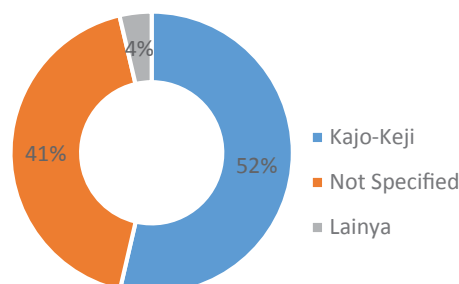


d. Intended Destination

Of those IDPs that indicate they plan to leave, the majority indicate plans to go back to their place of origin, mainly areas within Kajo Keji (52%) and Lainya (4%) counties (41% of respondents did not specify the location). See Annex XX for detailed tables of IDP intended destinations by IDP site. The intended destinations by county are shown below per each IDP settlement:

- Logo: Kajo Keji (55%), Yei (1%)²
- Kerwa: Kajo Keji (55%), Lainya (3%)³
- Ajio: Lainya (36%), Juba (21%)⁴

Overall Intended Destination by County for all IDP site



¹44% respondents did not specify their intended destination location
²39% respondents did not specify their intended destination location
³33% respondents did not specify their intended destination location

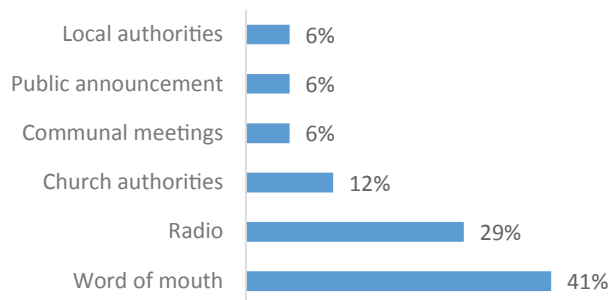
e. Main concerns to reach intended destination

- IDPs cite the following concerns when considering leaving to their intended destination: cost of living, rebuilding shelter, not enough land to cultivate, food, fear of insecurity, lack of education, lack of food and means of transport.
- IDPs cite the following concerns regarding the intended route to reach their intended destination: bad roads, fear of insecurity along the route and lack of transport.

f. Main Concerns to reach intended destination

IDPs report word of mouth (41%) and radio (29%) as the top sources for receiving information.

What are your top two major sources of information?

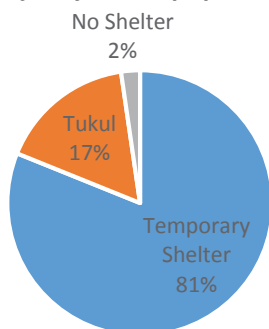


MULTI-SECTORIAL FINDINGS

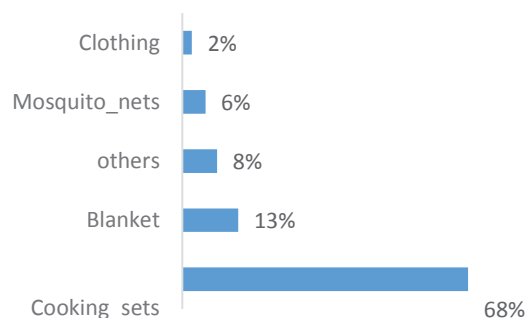
Shelter

- The majority of IDPs (73%) indicate shelter materials are locally accessible either in the natural environment or for purchase in the local market.
 - o Shelter materials available in local environment: poles, grass, rope and bamboo
 - o Shelter materials available in local market for purchase: poles, grass, rope, bamboo
- The majority of IDPs (81%) indicate they are using temporary shelter (rakooba), while 17% are staying in tukuls and 2% indicate they are without shelter.
- The majority of IDPs are sheltering independently⁵ (73%) while 23% indicate they are staying with the host community.
- The majority of IDPs surveyed indicate five people are sharing one shelter.
- The top shelter non-food item (NFI) needed for the majority of IDPs are cooking sets (68%) followed by blankets (13%).

Describe the type of shelter used by the majority of the population



Identify the top NFI need of the majority of IDPs

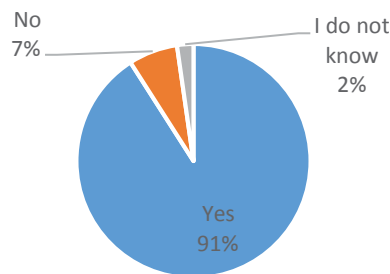


⁵Sheltering independently means not sharing their shelters with the host community.

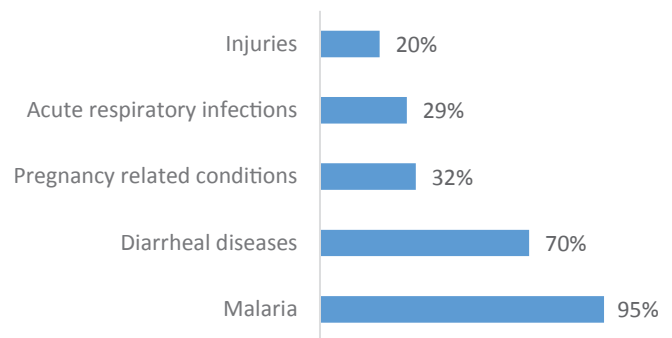
Health

- The majority of IDPs (91%) indicate that there are accessible and functional Primary Health Care Units (PHCUs). There are three PHCUs in Logo, Ajo and Kerwa.
- Lack of medicine reported in Ajo PHCU.
- 88% of IDPs surveyed indicate there are health workers among the IDPs.
- Main health concerns include: malaria (95%), diarrheal diseases (70%), pregnancy-related conditions (32%), acute respiratory infections (29%) and injuries (20%).

Are there accessible and functional health facilities in the area?



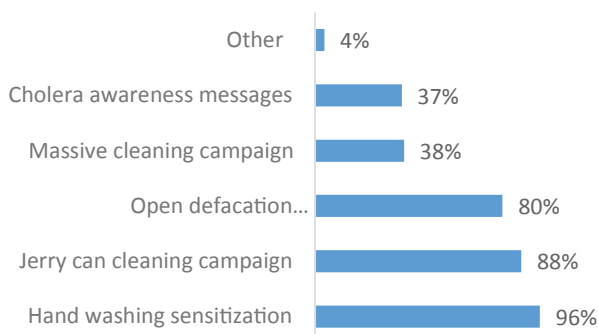
Main Health Concerns Among the IDPs



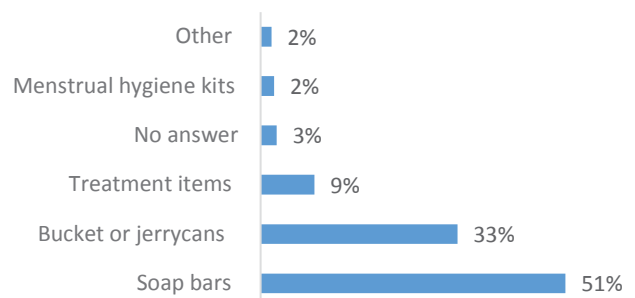
WASH

- The main water source for washing and cooking are hand pumps (51%), followed by water from taps (26%), river/stream (12%) and open wells (9%).
- 96% of IDPs surveyed indicate there are accessible latrines in the area.
- 67% of IDPs indicate latrines are segregated by sex
- 94% indicate they have received hygiene sensitization messages, particularly hand washing (96%), jerry can cleaning (88%) and sensitization against open defecation (80%).
- The top WASH NFI items IDPs mention include: soap bars (51%), bucket/jerry can (33%) and water treatment items (9%).

WASH Messages Disseminated



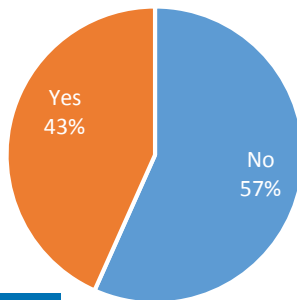
Top WASH non-food items majority of IDPs cite they need



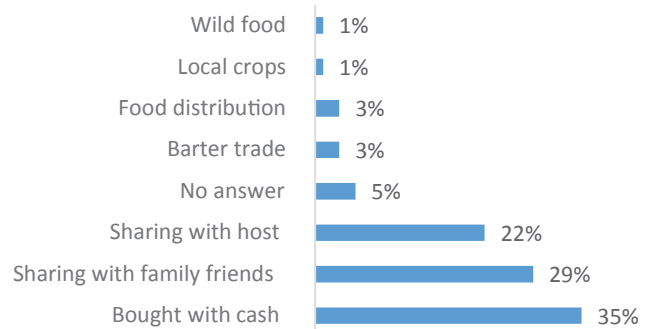
Food Security and Livelihoods

- 43% IDPs indicate they have access to food while 57% indicate they do not. The vulnerable IDPs have received food from the local Kajo Keji diocese and the Baptist Church. Some IDPs are also engaged in small-scale farming of local crops such as maize, ground nuts and beans.
- 35% IDPs indicate their main source for obtaining food is buying with cash, followed by sharing with family/friends (29%) and sharing with host community (22%).
- 50% IDPs indicate there are functioning markets physically accessible from the site while 50% indicate there are not.
- 68% indicate they brought their livestock to the IDP settlement.

Access to Food



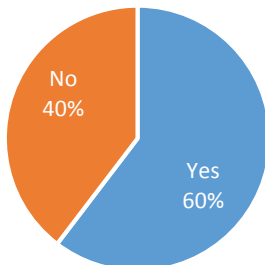
Main Source for Obtaining Food



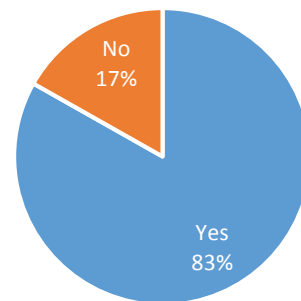
Protection

- 60% IDPs indicate they have or they are currently visiting their pre-displacement area.
 - o Of those that have/are visiting their area of pre-displacement, the majority are men (94%), followed by women (70%) and children (10%)
 - o 69% IDPs indicate there have not been any reported or known cases of rape or harassment en route to their area of pre-displacement while 7% indicate there have been reported or known cases.
- 83% IDPs indicate they collect firewood.
 - o 92% indicate no reported or known cases of rape or harassment en route to collect firewood.

Are any IDPs visiting their area of pre displacement



Do women collect firewood



All our products are available on <http://www.iomsouthsudan.org/tracking>
For more information, please contact southsudanDTM@iom.int

